

**LEVEL
UP!**

alpha-gamer.com



SAFETY INFORMATION

- Do not sit at the front edge of the chair.
- Do not stand on top of the chair.
- Do not push the chair while someone is sitting on it.
- Do not place all your weight on the backrest when it is reclined.
- Do not push down on the backrest when someone is sitting on the chair with the backrest reclined.
- Do not put your hand or fingers near the reclining mechanism.

INFORMAÇÃO DE SEGURANÇA

- Não se sente na borda dianteira do assento.
- Não suba para cima da cadeira.
- Não empurre a cadeira quando alguém estiver sentado na mesma.
- Não coloque todo o seu peso no encosto quando o mesmo estiver reclinado.
- Não empurre o encosto para baixo quando alguém estiver sentado na cadeira com o encosto reclinado.
- Não coloque a mão ou os dedos perto do mecanismo de reclinção.

INFORMACIÓN DE SEGURIDAD


- No se siente en el borde delantero de la silla.
- No se pare encima de la silla.
- No empuje la silla mientras alguien esté sentado en ella.
- No coloque todo su peso sobre el respaldo cuando esté reclinado.
- No empuje el respaldo hacia abajo cuando alguien esté sentado en la silla con el respaldo reclinado.
- No coloque la mano ni los dedos cerca del mecanismo de reclinación.

INFORMATION SUR LA SÉCURITÉ

- Ne vous asseyez pas sur le bord avant de la chaise.
- Ne montez pas sur la chaise.
- Ne poussez pas la chaise lorsque quelqu'un est assis dessus.
- Ne placez pas tout votre poids sur le dossier lorsqu'il est incliné.
- N'appuyez pas sur le dossier lorsque quelqu'un est assis avec le dossier incliné.
- Ne placez pas votre main ou vos doigts près du mécanisme d'inclinaison.

SICHERHEITSINFORMATION

- Setzen Sie sich nicht an die Vorderkante des Stuhls.
- Stellen Sie sich nicht auf den Stuhl.
- Schieben Sie den Stuhl nicht, während jemand darauf sitzt.
- Legen Sie nicht Ihr gesamtes Gewicht auf die Rückenlehne, wenn diese zurückgelehnt ist.
- Drücken Sie die Rückenlehne nicht nach unten, wenn eine Person mit geneigter Rückenlehne sitzt.
- Bringen Sie Ihre Hand oder Finger nicht in die Nähe des Neigungsmechanismus.

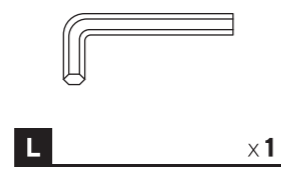
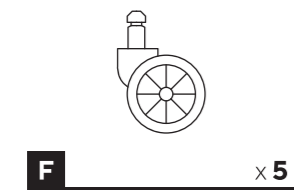
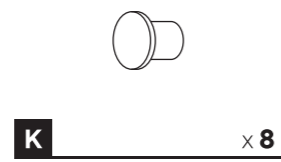
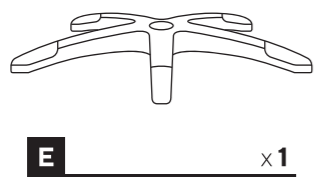
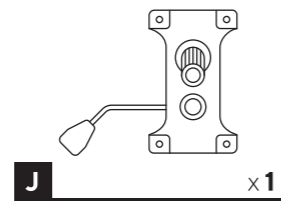
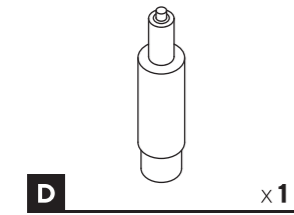
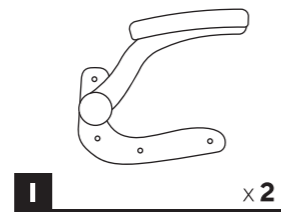
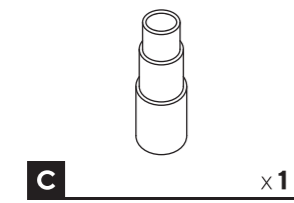
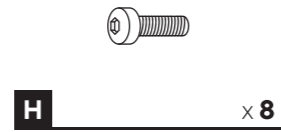
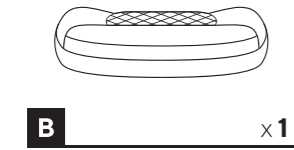
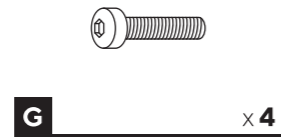
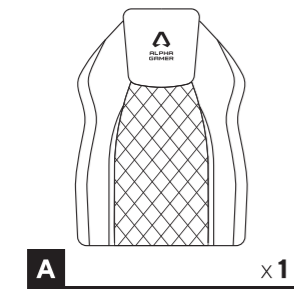


SIRIUS

CORE SERIES

COMPONENTS

COMPONENTES | COMPOSANTS | KOMPONENTEN

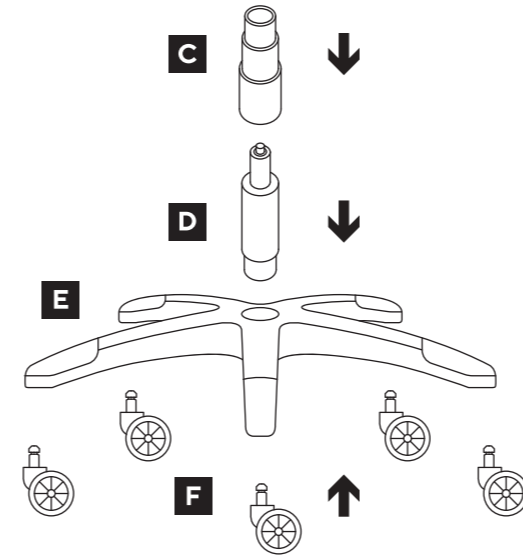


ASSEMBLY

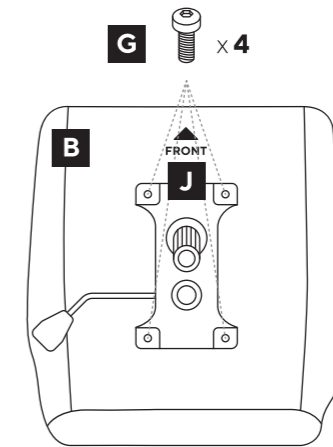
MONTAGEM | MONTAJE | ASSEMBLAGE | MONTAGE

EN If the case, remove the pre attached screws and reattach them. **PT** Se for o caso, remova os parafusos pré-fixados e reaparafuse-os. **ES** Si es el caso, retire los tornillos preinstalados y vuelva a colocarlos. **FR** Si c'est le cas, retirez les vis pré fixées et remettez-les en place. **DE** Entfernen Sie in diesem Fall die vormontierten Schrauben und bringen Sie sie wieder an.

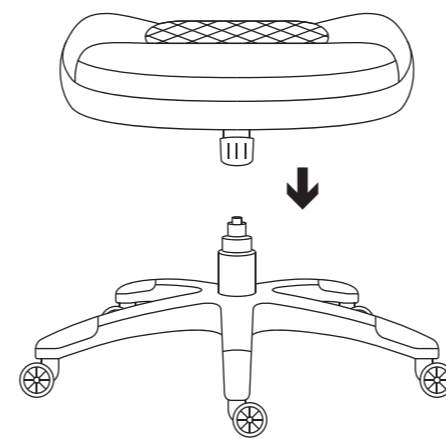
1



2



3



4

